

# Technical Data

## 400 Series

## 403A-15G1

### ElectropaK

### Used for 13kVA generator

#### Basic technical data

Number of cylinders . . . . . 3  
 Cylinder arrangement . . . . . Vertical in-line  
 Cycle . . . . . four stroke  
 Induction system . . . . . Naturally aspirated  
 Compression ratio . . . . . 22.5:1  
 Bore . . . . . 84 mm  
 Stroke . . . . . 90 mm  
 Cubic capacity . . . . . 1.496 litres  
 Direction of rotation . . . . . anti-clockwise when viewed from flywheel  
 Firing order . . . . . 1, 2, 3  
 Estimated total weight (dry) . . . . . 197 kg

#### Overall dimensions

-height . . . . . 793 mm  
 -length . . . . . 820 mm  
 -width . . . . . 469 mm

#### Moments of inertia (mk<sup>2</sup>)

-engine rotational components . . . . . 0.45 kg m<sup>2</sup>  
 -flywheel . . . . . 2.01 kg m<sup>2</sup>

#### Centre of gravity

-forward from rear of block . . . . . TBA mm  
 -above centre line of block . . . . . TBA mm  
 -offset to RHS of centre line . . . . . TBA mm

#### Performance

**Note:** All data based on operation to ISO 3046-1:2002 standard reference conditions

Steady state speed stability at constant load . . . . . ± 0.75%  
 Cyclic irregularity  
 -at 110% stand-by power . . . . . TBA

#### Test conditions

-air temperature . . . . . 25°C  
 -barometric pressure . . . . . 100 kPa  
 -relative humidity . . . . . 31.5%  
 -air inlet restriction at maximum power (nominal) . . . . . 3 kPa  
 -exhaust back pressure at maximum power (nominal) . . . . . 10.2 kPa  
 -fuel temperature (inlet pump) . . . . . 40°C

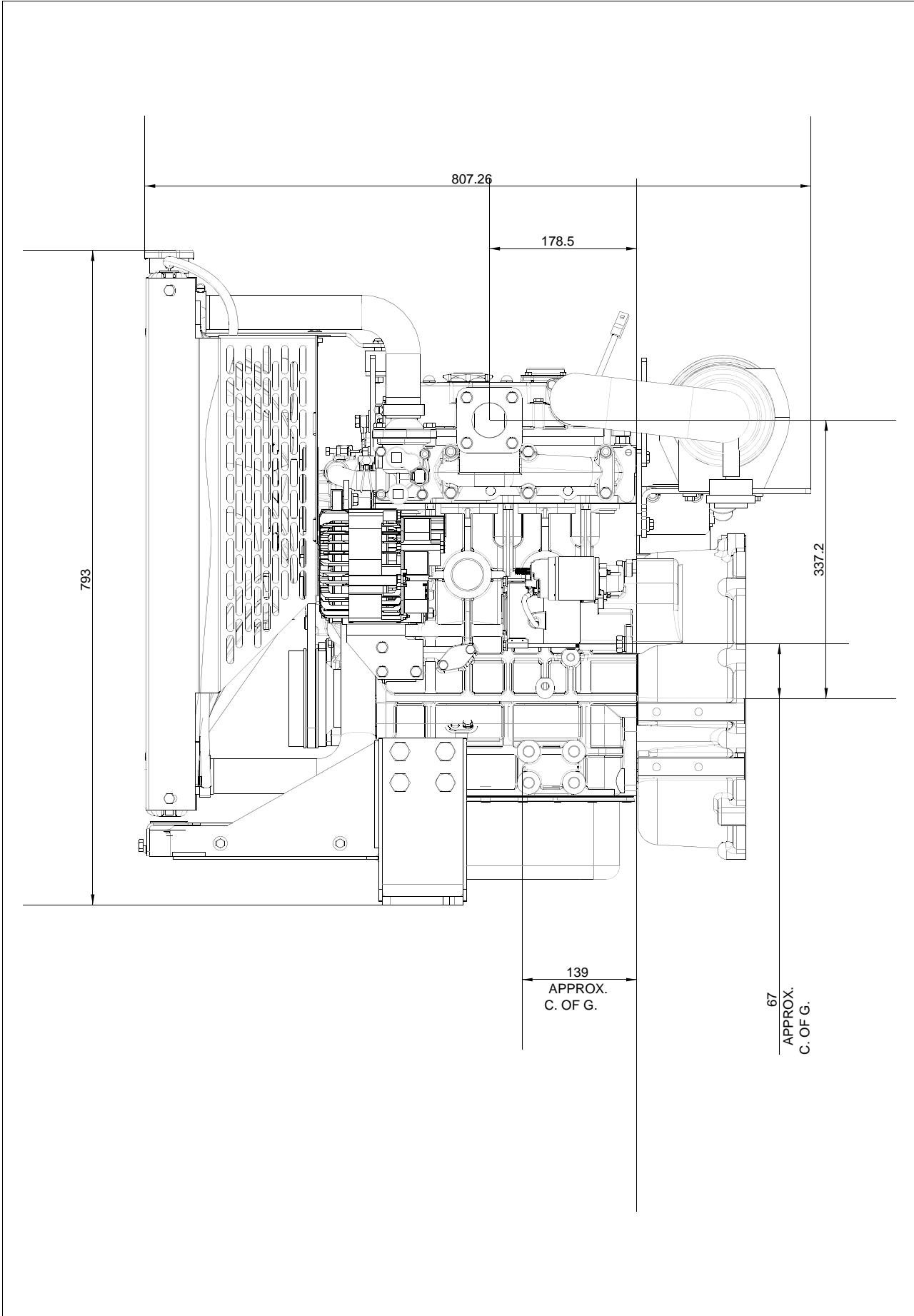
#### Sound level

Average sound pressure level for bare engine (without inlet and exhaust) at 1 metre . . . . . 76.7 dB(A)  
 -all ratings certified to within . . . . . ± 5%  
 If the engine is to operate in ambient conditions other than those of the test conditions, suitable adjustments must be made for these changes. For full details, contact Perkins Technical Service Department.

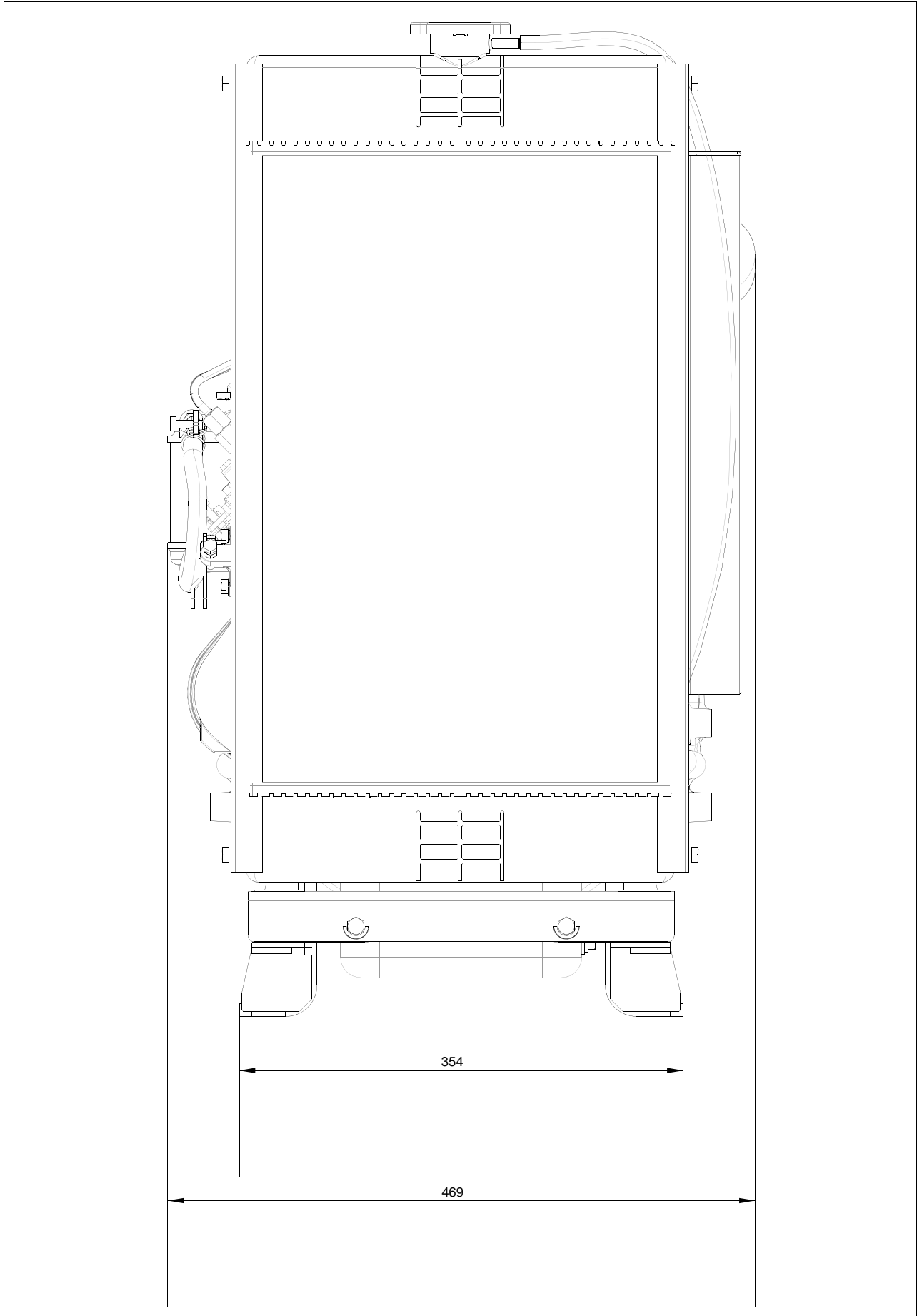
### General installation, 403A-15G1 ElectropaK @ 1500 rpm

Designation	Units	Type of operation and application	
		Prime	Stand-by
		50Hz	50Hz
Gross engine power	kWb	12.2	13.5
Brake mean effective pressure	kPa	650	722
Mean Piston speed	m/s	4.5	
ElectropaK net engine power	kW	12.0	13.3
Engine coolant flow (coolant pump ratio 1:15:1)	l/min	37.7	
Combustion air flow	m <sup>3</sup> /min	1.1	
Exhaust gas flow (max)	m <sup>3</sup> /min	2.7	2.9
Exhaust gas temperature (max)	°C	445	490
Overall thermal efficiency	%	33.0	33.0
Typical genset electrical output (0.8 pf 25°C)	kWe	10.4	11.6
	kVA	13.1	14.5
Assumed alternator efficiency	%	87	
<b>Energy balance</b>			
Energy in fuel (heat of combustion)	kW	36.3	40.2
Energy in power output (gross)	kW	12.2	13.5
Energy to cooling fan	kWt	0.2	
Energy in power output (nett)	kWm	12.0	13.3
Energy to coolant and lubricating oil	kW	11.6	12.9
Energy to exhaust	kW	9.3	10.3
Energy to radiation	kW	3.2	3.5

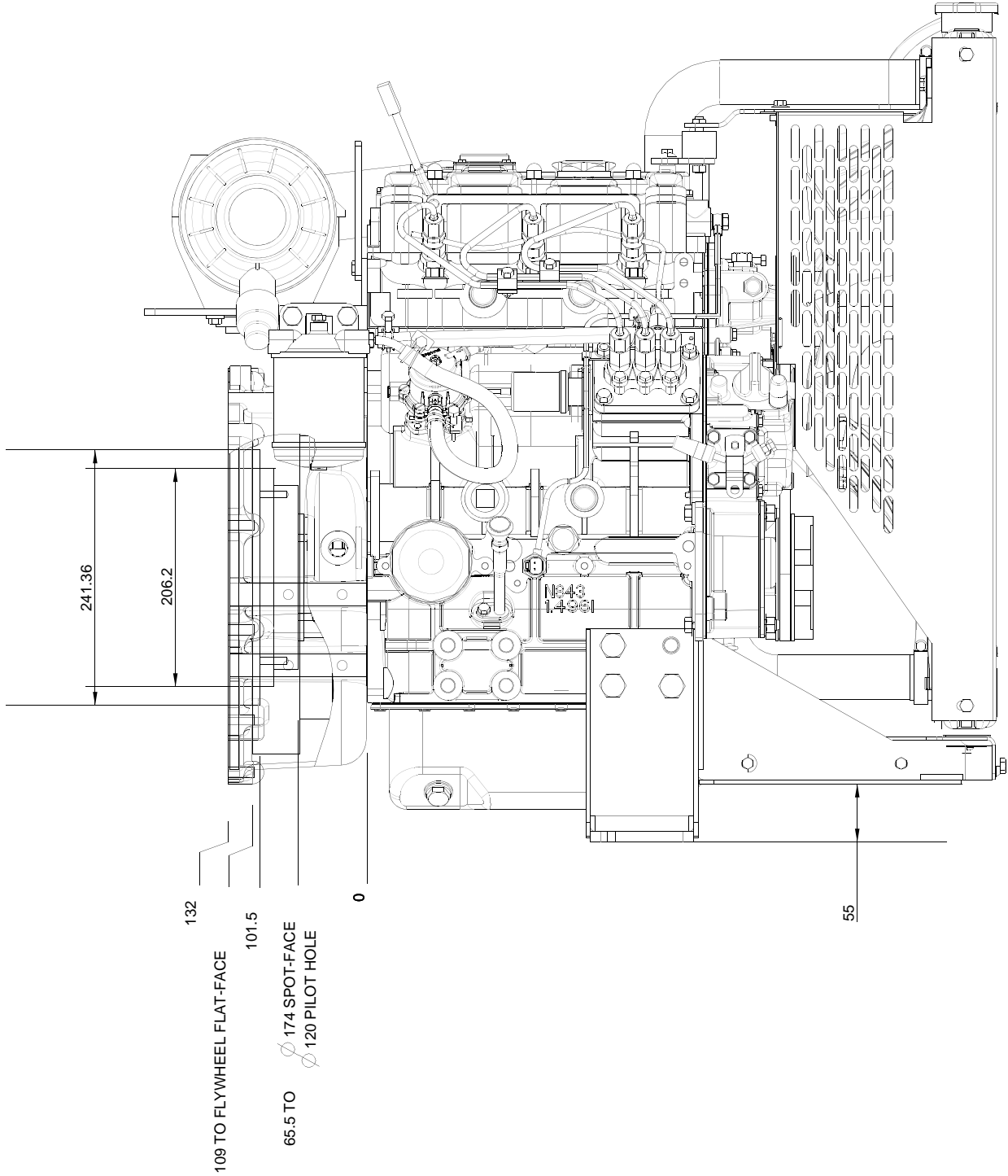
403A-15G1 ElectropaK, left side view



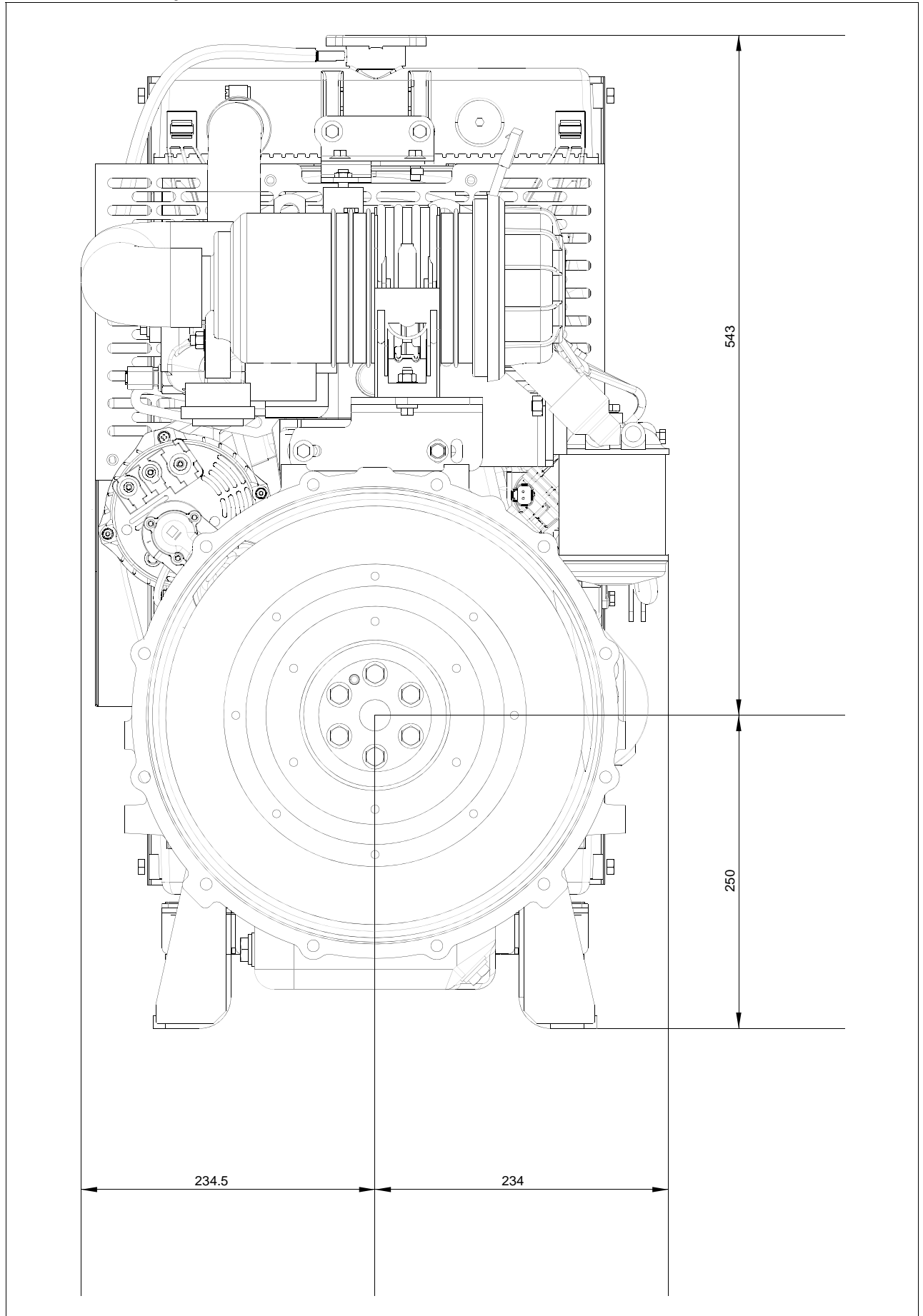
403A-15G1 ElectropaK, front view



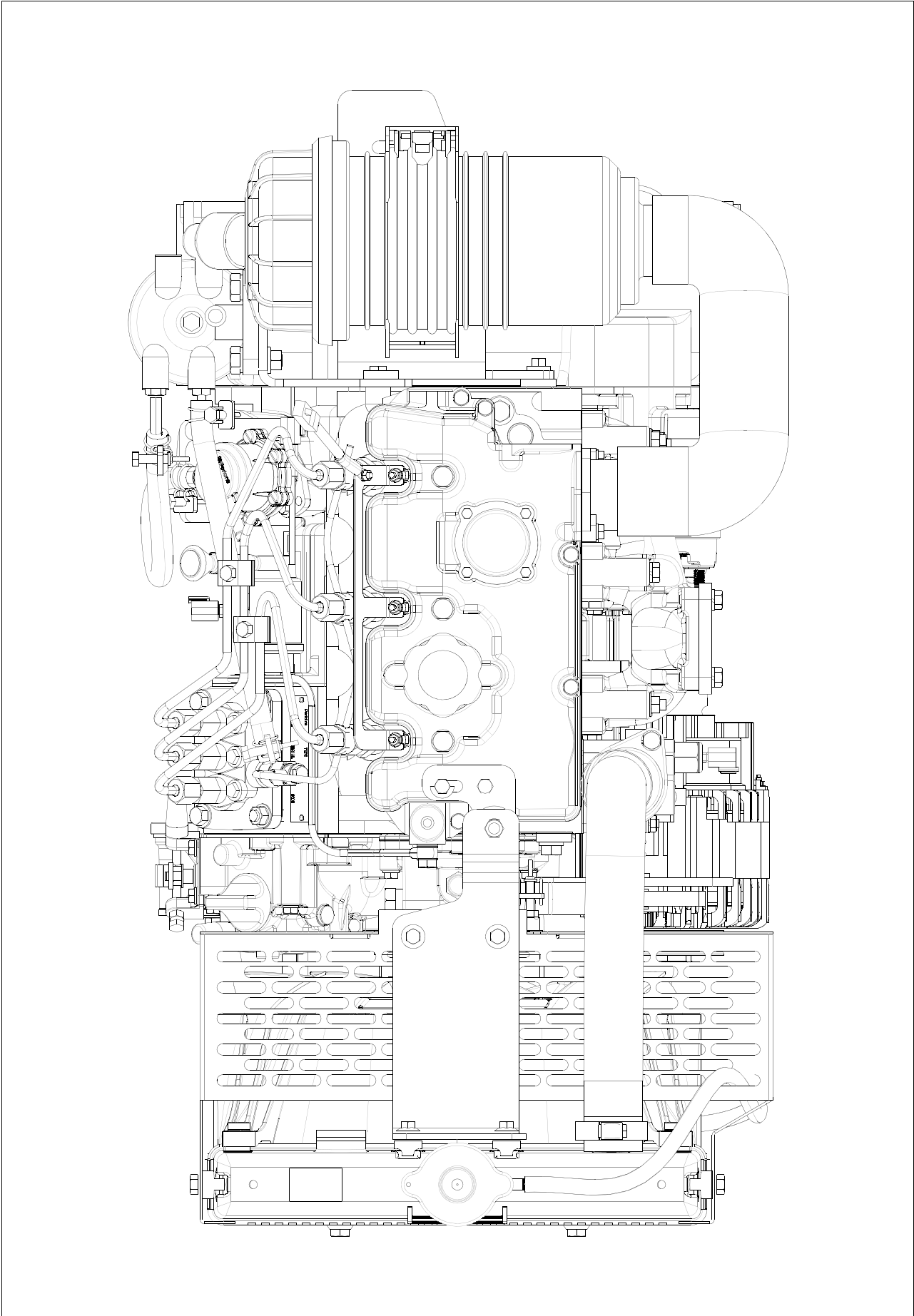
403A-15G1 ElectropaK, right view



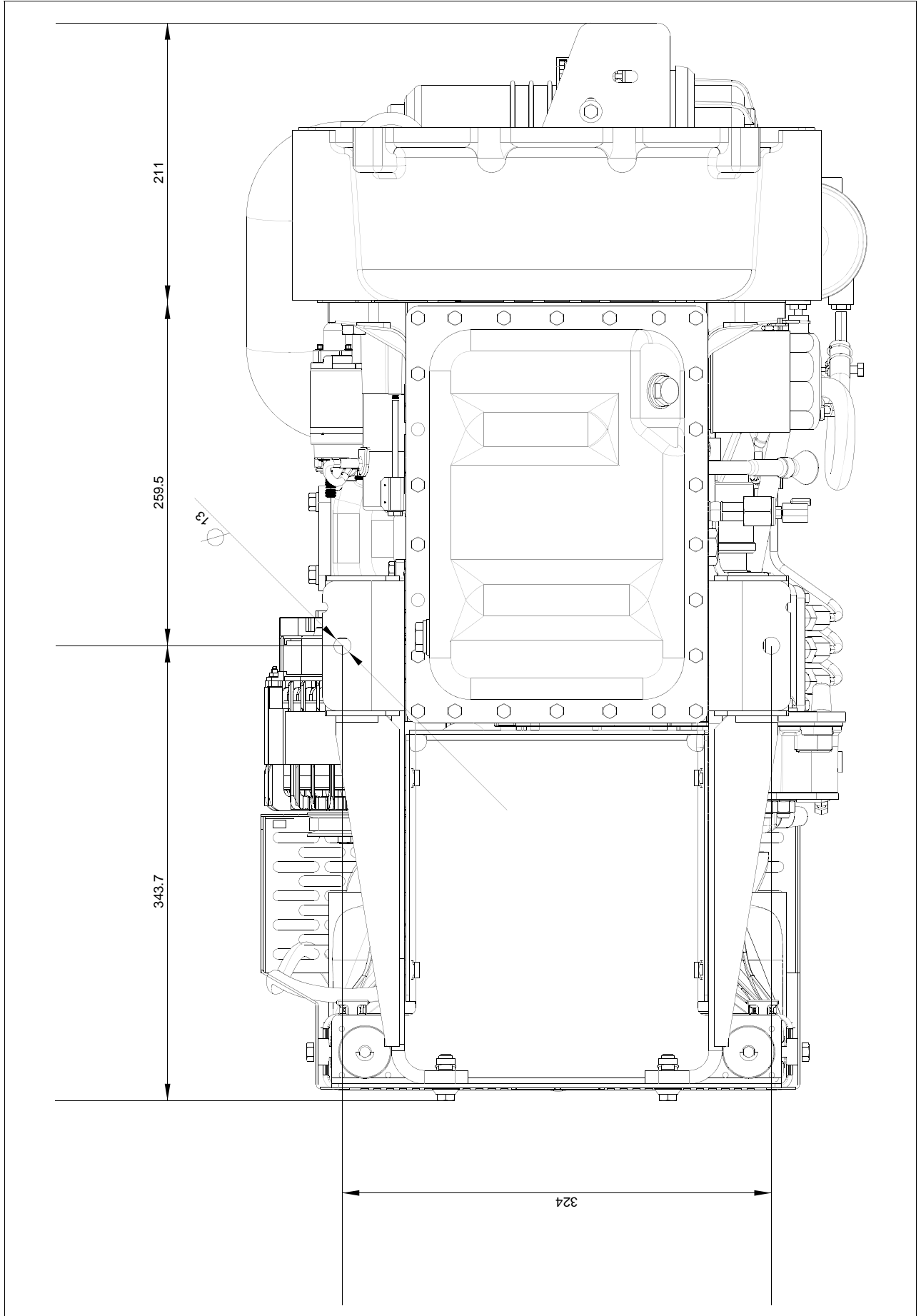
403A-15G1 ElectropaK, rear side view



403A-15G1 ElectropaK, plan view



403A-15G1 ElectropaK, underneath view



## Cooling system

### Radiator

-face area ..... 0.167 m<sup>2</sup>  
 -rows and materials..... 2 rows, Aluminium  
 -matrix density and material ..... 4.5 fins per inch, Aluminium  
 -width of matrix ..... 334.2 mm  
 -height of matrix..... 500.0 mm  
 -pressure cap setting ..... 90 kPa  
 Estimated cooling air flow reserve ..... 0.125 kPa

### Fan

-diameter ..... 320 mm  
 -drive ratio ..... 1.15:1  
 -number of blades ..... 6  
 -material ..... Plastic  
 -type ..... Pusher

### Coolant

Total system capacity  
 -with radiator ..... 6.0 litres  
 -without radiator..... 2.6 litres  
 Maximum top tank temperature ..... 112°C  
 Max static pressure head on pump ..... 30.4 kPa  
 Temperature rise across engine ..... 5.1°C  
 Max permissible external system resistance..... TBA kPa  
 Thermostat operation range. .... 82 - 95°C  
 Recommended coolant:  
 Recommended coolant: 50% anti freeze / 50% water. For complete details of recommended coolant specifications, refer to the Operation and Maintenance Manual for this engine model

### Duct allowance

Maximum additional restriction (duct allowance) to cooling airflow and resultant minimum airflow		
Ambient clearance 50% Glycol	Duct allowance Pa	m <sup>3</sup> /sec
53°C	0	0.61
46°C	125	0.42

### Electrical System

-alternator ..... 15 amps, 12 V  
 -starter motor..... 2 kW, 12 V

### Cold start recommendations

Minimum cranking speed ..... 150 rev/min

Minimum starting temperature	Grade of engine lubricating oil	Battery specifications			
		BS3911 Cold start amps	SAEJ537 Cold cranking amps	Number of batteries needed	Commercial ref number
0	20W	420	590	1	072
-15	10W	420	590	1	072
-20	5W	540	740	1	647

**Note:** Additional information for battery and cable limits can be found in Chapter 6 of the 400 Series Engine Sales Manual.

## Exhaust system

Maximum back pressure ..... 10.2 kPa  
 Exhaust outlet size..... 42 mm

## Fuel system

Type of injection ..... Indirect injection  
 Fuel injection pump..... Cassette type  
 Fuel injector ..... Pintle nozzle  
 Nozzle opening pressure ..... 14.7 MPa  
 Max particle size ..... 25 microns

### Fuel lift pump

-type.....mechanical (camshaft driven)  
 -flow/hour..... 63 litres/hr  
 -pressure ..... 10 kPa  
 Maximum suction head ..... 0.8 m  
 Maximum static pressure head ..... 3.0 m  
 Governor type ..... Mechanical

### Fuel specification

**USA Fed Off Highway - EPA2D 89.330-96**

**Europe Off Highway - CEC RF-06-99**

**Note:** For further information on fuel specifications and restrictions, refer to the OMM Fuels section for this engine model.

### Fuel consumption

Power rating%				
g/kWh (litres/hr)				
110	100	75	50	25
251 (4.08)	248 (3.67)	252 (2.79)	277 (2.04)	360 (1.32)



## Induction system

### Maximum air intake restriction

- clean filter. .... 3.0 kPa
- dirty filter ... 6.4 kPa
- air filter type.. ... dry element type

## Lubrication system

### Lubricating oil capacity

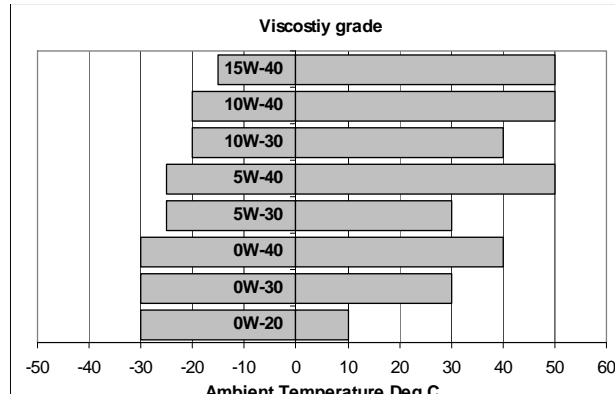
- Maximum sump capacity... 6.0 litres
- Minimum sump capacity ... 4.5 litres
- Maximum engine operating angles
- front up, front down, right side or left side ... 35° continuous

### Lubricating oil pressure

- relief valve opens. ....262 - 359 kPa
- Minimum oil pressure ... 120 kPa
- at maximum no-load speed.. ... TBA
- Normal oil temperature.. ... 125°C
- Oil flow at rated speed ... 10.9 litres /min

### Recommended SAE viscosity

A single or multigrade oil must be used which conforms API-CH-4 or ACEA E5..



### Maximum static bending moment

at rear face of block ... .990 Nm

## Load acceptance

The below complies with the requirements of classification 3 and 4 of ISO 8528-12 and G2 operating limits stated in ISO 8528-5

Initial load application: When engine reaches rated speed (15 seconds maximum after engine starts to crank)		
Descriptor	Units	50 Hz
% of prime power	%	TBA
Transient frequency deviation	%	TBA
Frequency recovery	Seconds	TBA

The above figures were obtained under the following test conditions:

- minimum engine block temperature.. ... TBA°C
  - ambient temperature . ... 25°C
  - governing mode ... 5%
  - alternator inertia ... TBA kgm<sup>2</sup>
  - under frequency roll off (UFRO) point set to 2% Volt / 1% frequency
  - UFRO rate set to ... 1 Hz below rated speed
  - LAM on/off ... off
- All tests were conducted using an engine which was installed and serviced to Perkins Engines Company Limited recommendations.

### Derate Curves

Derate curves for altitude and humidity can be found in Chapter 6 of the 400 Series Engine Sales Manual.

The general arrangement drawings shown in this data sheet are for guidance only. For installation purposes, latest versions should be requested from the Applications Dept., Perkins Engines Stafford, ST16 3UB United Kingdom.

**Notes**



**Perkins Engines Company Limited**

Peterborough PE1 5NA United Kingdom

Telephone +44 (0) 1733 583000

Fax +44 (0) 1733 582240

[www.perkins.com](http://www.perkins.com)

All information in the document is substantially correct at the time of printing but may be subsequently altered by the company.

Distributed by